

June Treasurer's Report  
as of May 31, 2009

Mike Harrison

Assistant Treasurer

Presented June 25, 2009

# LMOA

## May 31, 2009

	<b>YTD Plan</b>	<b>YTD Actual</b>	<b>Variance</b>	<b>Annual Budget</b>
<b>Revenue</b>	<b>\$ 2,006,846</b>	<b>\$ 1,891,742</b>	<b>\$ (115,104)</b>	<b>\$ 4,913,578</b>
<b>Expenses</b>	<b>\$(1,869,319)</b>	<b>\$ (1,749,078)</b>	<b>\$ 120,241</b>	<b>\$(4,765,532)</b>
<b>Net</b>	<b>\$ 137,527</b>	<b>\$ 142,664</b>	<b>\$ 5,137</b>	<b>\$ 148,046</b>
<b>Unrealized Gains/ Losses</b>	<b>\$ -</b>	<b>\$ 238,829</b>	<b>\$ 238,829</b>	<b>-</b>
<b>Net Income/ (Loss)</b>	<b>\$ 137,527</b>	<b>\$ 381,493</b>	<b>\$ 243,966</b>	<b>\$ 148,046</b>

# Operations

## Administration

<b>Income</b>	<b>\$151,017</b>
<b>Expenses</b>	<b>407,292</b>
<b>Gain/(Loss)</b>	<b>(256,275)</b>

## Security/ECC

<b>Income</b>	<b>57,041</b>
<b>Expenses</b>	<b>313,914</b>
<b>Gain/(Loss)</b>	<b>(256,273)</b>

## Maintenance

<b>Income</b>	<b>2,494</b>
<b>Expenses</b>	<b>237,930</b>
<b>Gain/(Loss)</b>	<b>(235,436)</b>

**5 Months Ending May 31**

# Revenue Highlights

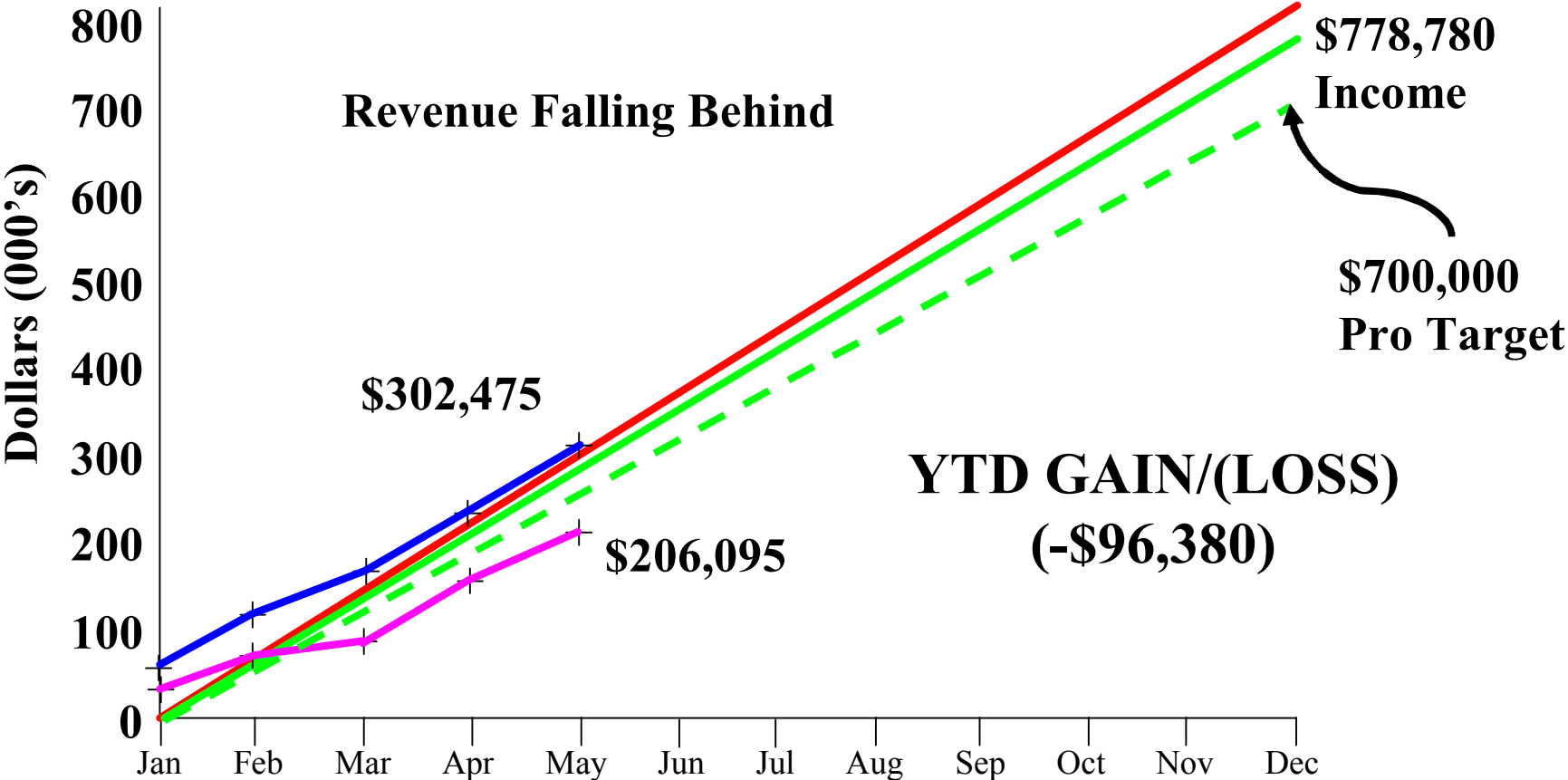
<u>Sources</u>	<u>5 Months Ending May</u>	<u>2009 Budget</u>	
Property Transfer Fee	\$37,700	\$32,500	+ \$5,200
New Home Construction	8,214	5,476	+ \$2,738
Investment Income	106,746	125,521	- \$18,775

5 Months Ending May 31

# Golf

**Income**  
**Budget**  
**Expense**  
**Income**  
**Actual**  
**Expense**

**2009**  
**Budget**  
**\$833,326**  
**Expense**



**5 Months Ending May 31**

# Golf Activity is Down

**January 1 through May 31**

<b>Category</b>	<b>2008</b>	<b>2009</b>
<b>Contracts Sold</b>	<b>193</b>	<b>151</b>
<b>Contract Rounds</b>	<b>6848</b>	<b>6625</b>
<b>Resident Rounds</b>	<b>1937</b>	<b>1436</b>
<b>Non-resident Rounds</b>	<b>1139</b>	<b>516</b>
<b>Total Rounds</b>	<b>9924</b>	<b>8577</b>

**Down 13.6 %**

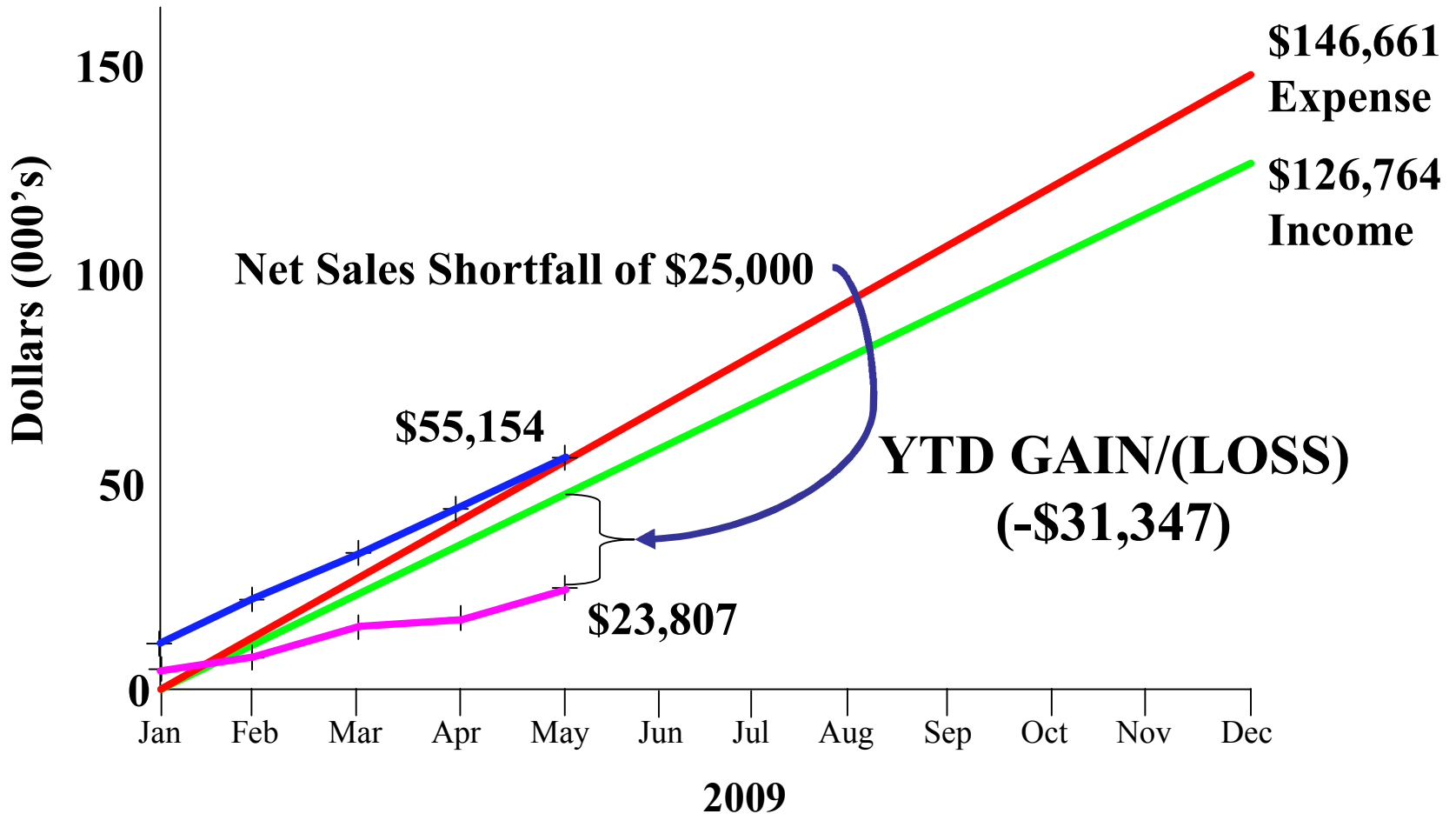
**5 Months Ending May 31**

# Food Services Eagle's Nest

Income  
Budget  
Expense

Income  
Actual  
Expense

2009  
Budget

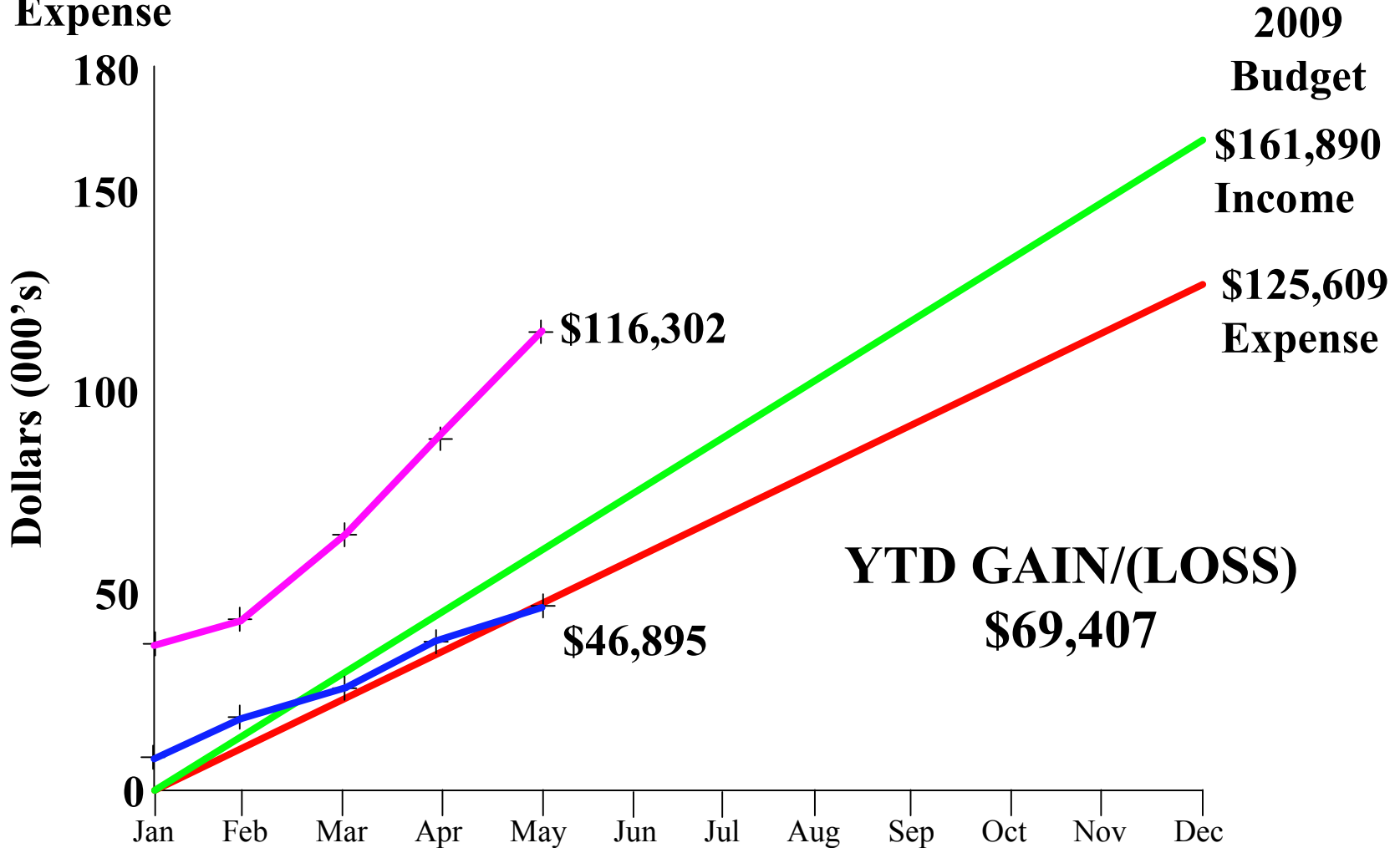


5 Months Ending May 31

# Marina

Income  
Budget

Income  
Actual



5 Months Ending May 31

2009

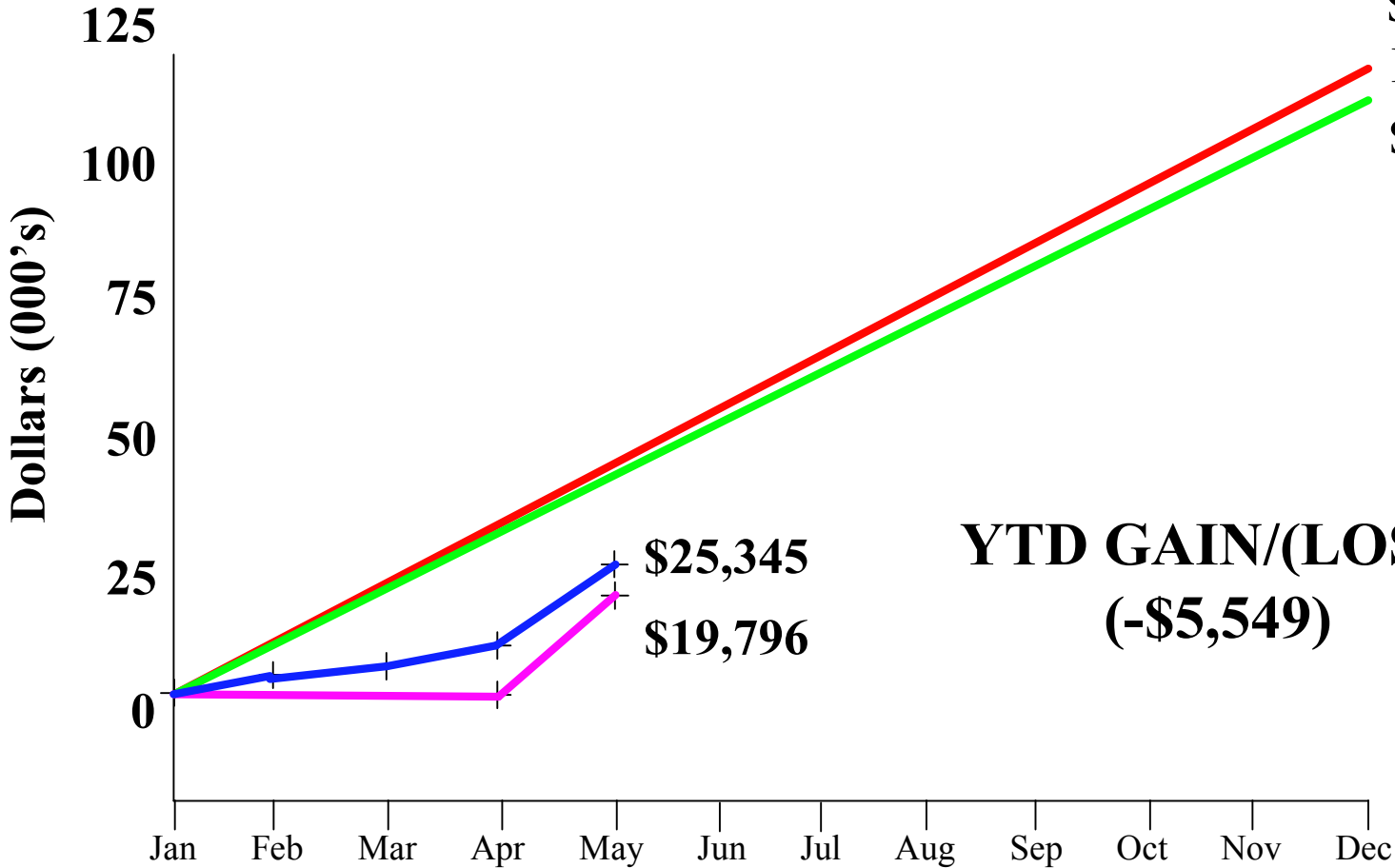
**YTD GAIN/(LOSS)**  
**\$69,407**

**Income**  
**Budget**  
**Expense**  
**Income**  
**Actual**  
**Expense**

# Pool

**2009  
 Budget**

**\$112,700  
 Expense  
 \$110,362  
 Income**



**YTD GAIN/(LOSS)  
 (-\$5,549)**

**5 Months Ending May 31**

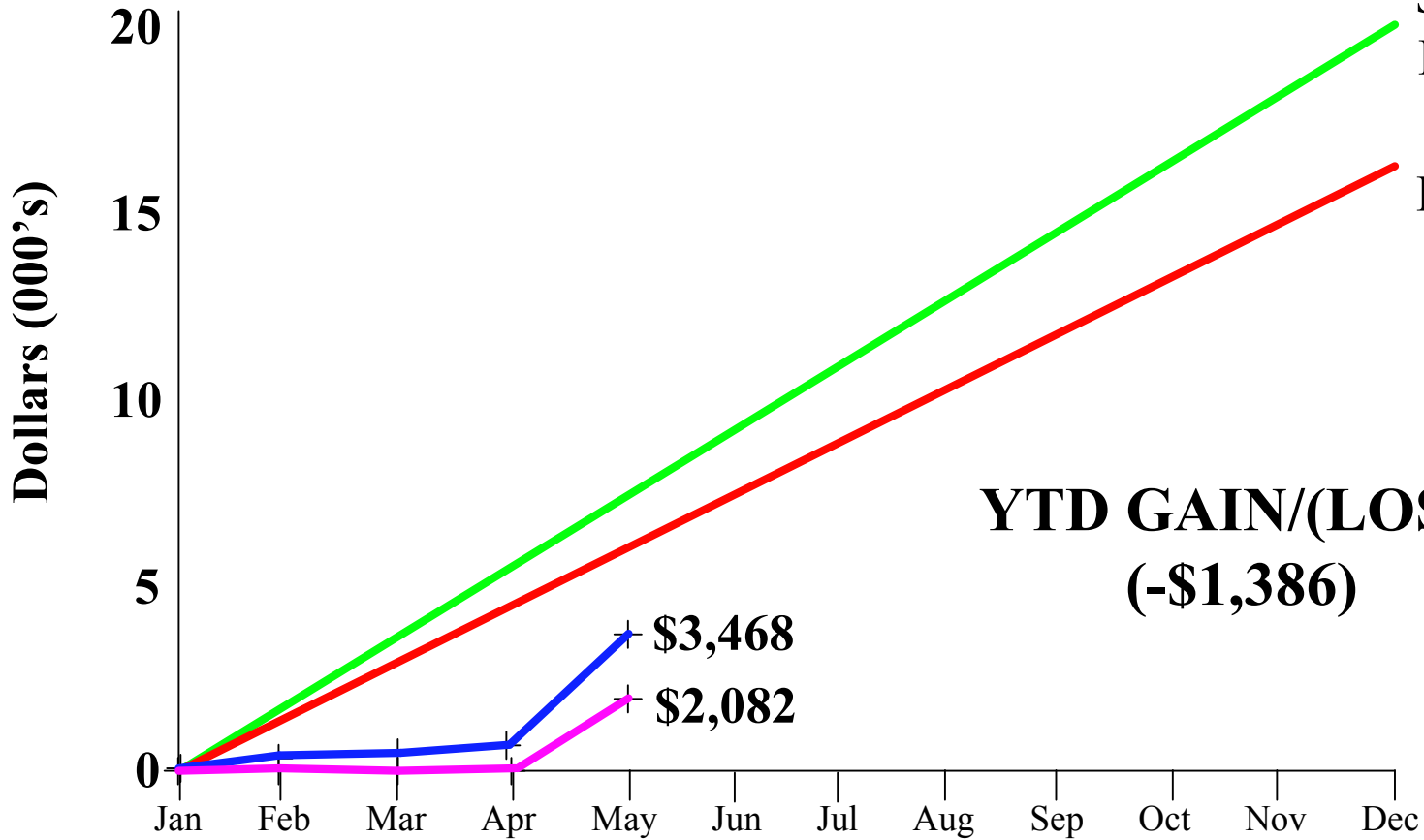
**2009**

Income  
Budget  
Expense

Income  
Actual  
Expense

# Pool Snack Bar

2009  
Budget  
\$20,000  
Income  
\$18,755  
Expense



**YTD GAIN/(LOSS)**  
**(-\$1,386)**

**5 Months Ending May 31**